



Pneumococcal Reminders update

PXRM*2.0*55

INSTALLATION and SETUP GUIDE

January 2015

Product Development
Department of Veterans Affairs

Contents

Introduction	3
Pre-Installation	8
Required Software for PXRM*2*55	8
Related Documentation	8
Web Sites.....	8
Installation	9
This patch can be installed with users on the system, but it should be done during non-peak hours.	
Estimated Installation Time: 10-15 minutes	9
1. Retrieve the host file from one of the following locations (with the ASCII file type)	9
2. Install the patch first in a training or test account.....	9
3. Load the distribution.....	9
4. Backup a Transport Global.....	9
a. Compare Transport Global to Current System	10
5. Install the build.	10
6. Install File Print	10
7. Build File Print	11
Post-Install Set-up Instructions	12
Appendix A: Installation Example.....	14
Acronyms.....	16

Introduction

Description:

In August 2014, the Advisory Committee on Immunization Practices (ACIP) updated recommendations for use of PCV13 to include patients age 65 and over. This patch updated the existing reminders to include that new recommendation. The spacing between a dose of PCV13 and PPSV23 is now recommended to be 6 months (8 weeks minimum but preferably 6 months). Pneumococcal vaccine-naïve persons. ACIP recommends that adults aged ≥ 19 years with immunocompromising conditions, functional or anatomic asplenia, CSF leaks, or cochlear implants, and who have not previously received PCV13 or PPSV23, should receive a dose of PCV13 first, followed by a dose of PPSV23 at least 8 weeks later (Table). Subsequent doses of PPSV23 should follow current PPSV23 recommendations for adults at high risk. Specifically, a second PPSV23 dose is recommended 5 years after the first PPSV23 dose for persons aged 19-64 years with functional or anatomic asplenia and for persons with immunocompromising conditions. Additionally, those who received PPSV23 before age 65 years for any indication should receive another dose of the vaccine at age 65 years, or later if at least 5 years have elapsed since their previous PPSV23 dose. Previous vaccination with PPSV23. Adults aged ≥ 19 years with immunocompromising conditions, functional or anatomic asplenia, CSF leaks, or cochlear implants, who previously have received ≥ 1 doses of PPSV23 should be given a PCV13 dose ≥ 1 year after the last PPSV23 dose was received. For those who require additional doses of PPSV23, the first such dose should be given no sooner than 8 weeks after PCV13 and at least 5 years after the most recent dose of PPSV23.

This patch does the following during installation:

1. Updates the existing reminder definitions:
VA-PNEUMOCOCCAL IMMUNIZATION PPSV23
VA-PNEUMOCOCCAL IMMUNIZATION PCV13
VA-OB PNEUMOCOCCAL PPSV23 INDICATIONS
VA-OB PNEUMOCOCCAL PCV13 INDICATIONS
2. Updates the existing reminder Dialogs
VA-PNEUMOCOCCAL IMMUNIZATION PPSV23 PNEUMOVAX
VA-PNEUMOCOCCAL IMMUNIZATION PCV13 PREVNAR
3. Updates the existing Taxonomies if not already done by PXR*2*50:
VA-PNEUMOC DZ RISK - HIGHEST/NOT IMMUNO COMP
VA-PNEUMOC DZ RISK - IMMUNOCOMPROMISED
VA-PNEUMOC DZ RISK - HIGH
VA-PNEUMOC DZ RISK - CHEMOTHERAPY (includes drug classes and drugs)

Updates made in this patch:

PCV13 due for over 65; PPSV23 not applicable over age 65 until PCV13 is given and 6 months has passed unless the patient has a contraindication/other reason to not get PCV13. Text information for PCV13 over 65 added

PCV13 ‘incorrect diagnosis’ option now suppressed for over 65 just like that option is for PPSV23

Finding 10 in PPSV23 now turns off the reminder in all cases for 6 months. Wait 6 months after PCV13 to give any dose of PPSV23

Drug statuses have been added to chemotherapy to include any administration of drug in the past 6 months in order to make MHV and PCV13/PPSV23 the same

Removed 1 M due in advance

Pneumococcal indications – fixed a bug where the time periods in the object were different than in the reminder - use same time period on object as is in the reminder

PCV 13 Object from	changed to
IC 4y	2y
Highest 4y	10y
Chemo drugs 90D	6M
PPV23 Object	
Chemo drugs 90D	6M

Added text related to requiring documentation of prior vaccines before recording them

How the reminders work:

1. Only see one reminder at a time – never both
2. Counts the number of PPSV23 doses given either by counting doses recorded or looking for a ‘SERIES’ marked as booster, 2, 3 or 4.
3. If the PCV13 immunization is needed, then the PPSV23 is NA.
4. If PCV13 is given, contraindicated or not indicated, then the PPSV23 reminder is applicable unless
 - a. PCV13 was given in the past 6 months or
 - b. The patient has already received PPSV23 and is not yet due again, or
 - c. Has a contraindication/allergy recorded.
5. The PPSV23 reminder takes into account:
 - a. Diagnoses that would require a 2nd dose after 5 years
 - b. Age so that a dose is given after age 65
6. If PPSV23 has been given in the past year and the patient should get PCV13, the PCV13 reminder will not come due until one year after the most recent PPSV23
7. Logic for PPSV23:

Taxonomies that are used in the logic:

- IC: immunocompromised (HIV, renal failure, nephrotic syndrome, splenic dysfx, etc.
- Highest Risk= HstR: cochlear implant, CSF leak
- High Risk=HR - Other Diagnoses: (cardiac, pulmonary, smoking, liver disease)
- Chemo=CH : taxonomy and drugs
- LTS=Long term steroids

Included in the COHORT if:

1. (IC or HstR or CH or LTS or Age >64) and either already got PCV13 but not in the past 6 months or has contraindication to PCV13
2. Other dx or age>64 and not IC/HstR/CH/LTS or has contraindication to PCV13

Baseline frequencies

1.	>65	99Y
2.	IC	5Y
3.	HstR	99Y
4.	HR	99Y
5.	LTS	5Y
6.	CH	5Y

Function Findings 1,2,3,8

		Frequency	Rank
1	<age 6 and 2 or more doses*:	99Y	1
2	>age 6 and 1 dose after age 6	99Y	1
3	no dose >64, IC/CH/LTS and no 2nd dose	5Y	2
8	>age 64, IC/CH/LTS, has PCV13, no dose >64	5Y	2

*2 doses are counted only if given more than 1460 days apart (4Y) or one is marked as a booster dose.

For IC/CH/LTS: FF 1,2,3,8

FF3 above can be explained this way - Patient is IC and has had a dose before age 65, needs a second dose 5 years later. FF(3) is true and the reminder is due 5Y after the recorded dose.

If that second dose is given, then FF(1) takes over and the reminder is resolved (99Y).

If the patient turns 65, then FF(8) is true and the reminder is due again 5Y after the last dose. Once that dose after age 65 is given, then FF(2) takes over and the reminder is resolved (99Y).

Function Findings 2,4,6

Frequency Rank

2	>age 64 and 1 dose after 6	99Y	1
4	>age 64, dosed <65, no 6 IC/CH	5Y	2
6	(HR or Other dx) not IC/CH <age 65:	99Y	3

For **not** IC/CH/LTS: FF 6,4

Baseline dose due for HR and HstR, FF6 sets for patients <age 65 who are not IC/CH/LTS. Once they turn 65, then FF4 is applicable and the reminder is due 5 years after the prior dose. Once a dose is given after age 65, then FF2 is applicable and any dose after age 65 will resolve.

Resolution: PPSV23 or deferral or an order

Function Findings 5, 7, 10, 16, 17, 18, 19, 20

FF5 provides a message about the need for an additional dose after age 65 if the patient's most recent dose was prior to age 65 for non-IC/CH/LTS patients.

FF7 provides a message about the need for an additional dose after age 65 for IC/CH/LTS patients who have already gotten PCV13.

FF10 assesses the last 2 doses of pneumococcal vaccine to be sure that they were more than 4 years apart

FF16, 17, 18 and 19 look at finding 16 and evaluate to see if it is an ICD code, an outpatient drug or a non-intravitreal administration of a chemotherapy drug.

FF20 provides a message if PCV13 is needed. This is just in case someone looks at this reminder to see why it is NOT due.

Long Term steroids is set up in a local reminder term and a local reminder in order to allow sites to modify this option. This was done since there is not a clear consensus on how to best identify these patients or to define long term steroid use and pharmacy practices in how the day's supply is recorded may vary.

Map local dosage formulations to the reminder term: STEROIDS - PNEUMOCOCCAL DZ RISK (see post install instructions).

Once those are mapped, a reminder LONG TERM STEROID USE evaluates the recent fills of steroid to identify patients with long term use. This reminder defines long term use as:

- any fill that is marked with a day's supply of >70 days
- or 3 recent fills each with a day's supply of >21 days.

The CDC Guidance on the amount of steroid use that causes a level of immunosuppression sufficient to warrant pneumococcal immunization is two weeks on

every-day dosing of corticosteroids of at least 20 mg/day or 2 mg/kg/day. However, higher thresholds were chosen for these reminders because there were many false positives included in the reminder cohort logic when looking for shorter durations or fewer fills. Patients who received one or 2 recent tapers of steroids that were of short duration (7-14 days) were identified and included incorrectly in the cohort if only one fill was used because even though the patient got only a limited duration of steroid, the day's supply was marked as 30 days.

Local sites can modify this reminder or map some other entry to the term that is used in the pneumococcal reminder logic if needed. This reminder is used in the term: VA-PNEUMOC DZ RISK - LONG TERM STEROIDS.

Pre-Installation

Required Software for PXR*2*55

Package/Patch	Namespace	Version	Comments
Clinical Reminders	PXR	2.0	Fully patched
Health Summary	GMTS	2.7	Fully patched
Kernel	XU	8.0	Fully patched
NATIONAL DRUG FILE	PSN	4.0	Fully patched
Pharmacy Data Management	PSS	1.0	Fully patched
Outpatient Pharmacy	PSO	7.0	Fully patched
VA FileMan	DI	22	Fully patched
PCE	PX	1.0	Fully patched

Related Documentation

Documentation	Documentation File name
Installation and Setup Guide	PXR_2_0_55_IG.PDF

Web Sites

Site	URL	Description
National Clinical Reminders site	http://vista.med.va.gov/reminders	Contains manuals, PowerPoint presentations, and other information about Clinical Reminders
National Clinical Reminders Committee	http://vaww.portal.va.gov/sites/ncrc/public/default.aspx	This committee directs the development of new and revised national reminders
VistA Document Library	http://www.va.gov/vdl/	Contains manuals for Clinical Reminders and

1. Do a reminder inquiry on both the reminders VA-PNEUMOCOCCAL IMMUNIZATION PPSV23 and VA-PNEUMOCOCCAL IMMUNIZATION PCV13 and save this as a reference for post installation
2. Check the dialog elements for quick orders for the immunizations and record those entries so they can be re-entered after installation:
OI PNEUMOC PCV13 OI
PNEUMOC PPSV23 OUTPT

Installation

This patch can be installed with users on the system, but it should be done during non-peak hours. Estimated Installation Time: 10-15 minutes

The installation needs to be done by a person with DUZ(0) set to "@."

1. Retrieve the host file from one of the following locations (with the ASCII file type):

Albany	REDACTED	REDACTED
Hines	REDACTED	REDACTED
Salt Lake City	REDACTED	REDACTED

2. Install the patch first in a training or test account.

Installing in a non-production environment will give you time to get familiar with new functionality and complete the setup for reminders and dialogs prior to installing the software in production.

3. Load the distribution.

In programmer mode type, D ^XUP, select the Kernel Installation & Distribution System menu (XPD MAIN), then the Installation option, and then the option LOAD a Distribution. Enter your directory name. KID at the Host File prompt.

Example

```
Select Installation <TEST ACCOUNT> Option: 1  Load a Distribution
Enter a Host File: <your directory>PXRM_2_0_55.KID

KIDS Distribution saved on
Comment: Pneumococcal vaccine update

Loading Distribution...

Build PXRM*2.0*55 has an Environmental Check Routine
Want to RUN the Environment Check Routine? YES// YES
    PXRM*2.0*55
Will first run the Environment Check Routine, PXRMP55I

The environment check was successful, this build can be installed.
Use INSTALL NAME: PXRM*2.0*55 to install this Distribution.
```

From the Installation menu, you may elect to use the following options:

4. Backup a Transport Global

This option will create a backup message of any routines exported with the patch. It will NOT back up any other changes such as DDs or templates.

a. Compare Transport Global to Current System

This option will allow you to view all changes that will be made when the patch is installed. It compares all components of the patch (routines, DDs, templates, etc.).

5. Install the build.

From the Installation menu on the Kernel Installation and Distribution System (KIDS) menu, run the option Install Package(s). Select the build PXRM*2.0*55 and proceed with the install. If you have problems with the installation, log a Remedy ticket and/or call the National Help Desk to report the problem.

```
Select Installation & Distribution System Option: Installation
Select Installation Option: INSTALL PACKAGE(S)
Select INSTALL NAME: PXRM*2.0*55
```

Answer "NO" to the following prompts:

Want KIDS to INHIBIT LOGONs during the install? ☐

Want to DISABLE Scheduled Options, Menu Options, dProtocols? NO//

NOTE: DO NOT QUEUE THE INSTALLATION, because this installation asks questions requiring responses and queuing will stop the installation.

Installation Example

See [Appendix A](#).

6. Install File Print

Use the KIDS Install File Print option to print out the results of the installation process. You can select the multi-package build or any of the individual builds included in the multi-package build.

```
Select Utilities Option: Install File Print
Select INSTALL NAME: PXRM*2.0*55
```

7. Build File Print

Use the KIDS Build File Print option to print out the build components.

```
Select Utilities Option:  Build File Print
Select BUILD NAME: PXR*2.0*55
DEVICE: HOME//
```

Post-Install Set-up Instructions

1. Check the mapping of the reminder terms in the reminder definitions by comparing the reminder inquiry that was save prior to installation with a reminder inquiry post-install.
2. Check the reminder terms for the 2 immunizations and include any local entries. The national entries for these 2 immunizations are included:
PNEUMOCOCCAL ~~CONJUGATE~~13
PNEUMOCOCCAL POLYSACCHARIDE
PPV23
3. Check that the order dialogs are present in the 2 reminder dialog elements for ordering the immunizations from the pre-install steps.
4. The order option in the dialog can be suppressed for specific user classes or for everyone using the reminder terms:
VA-PNEUMOC PCV13 ORDER SUPPRESSION
VA-PNEUMOC PPSV23 ORDER SUPPRESSION
 - a) To suppress for specific user classes, in the above Terms configure the VA-ASU USER CLASS computed finding and DELETE the VA-AGE finding. NOTE: If the Age finding is not deleted, the user class settings will not work.

VA-ASU USER CLASS
Enter the user class in the Computed Finding Parameter field that should NOT see the option to order the pneumococcal vaccines.
If more than one user class is needed, add additional findings of the CF
VA-ASU USER CLASS for each one as needed.
 - b) To suppress for EVERYONE, in the above TERMS DELETE the VA-ASU USER CLASS finding and edit the VA-AGE computed finding.

VA-AGE
To suppress the order from being seen by ANYONE, delete the Condition within the VA-AGE computed finding.
5. 2 Template fields are used for Lot #s and expiration dates. They are exported as EDIT BOXES, for free text entry. Sites may choose to change the TYPE to a COMBO box and then populate the template fields with local lot #s and expiration dates. Verify that these are still set up to your sites preference

IM PCV13 LOT# EXP DATE
IM PPSV23 LOT# EXP DATE

Changing the type is done in CPRS under Template Editor on the Notes Tab.

Template Field Editor

Action

Delete

Copy

New

Template Fields

IM PCV13 LOT# EXP DATE * Edit Box

IM PCV13 LOT# EXP DATE * Edit Box

IM PCV13 MANUF * Edit Box

IM PCV13 MANUF LOT# * Combo Bo

IM PCV13 WARNING Display Te

IM PNEUMO CONTRA WARNING Display Te

IM PNEUMO PCV13 DIAGNOSES Display Te

IM PNEUMO PCV13 OUTSIDE RECORD Display Te

IM PNEUMO PPSV23 DIAGNOSES Display Te

IM PNEUMO PPSV23 OUTSIDE RECORD Display Te

IM PNEUMO PRECAUT WARNING Display Te

IM PNEUMOC PCV13 CHEMOTHERAPY WARNING Display Te

IM PNEUMOC PPSV23 CHEMOTHERAPY WARNING Display Te

IM PNEUMOC PPSV23 ZOSTER WARNING Display Te

IM PNEUMOCDCAL VACCINE ALGORITHM Hyperlink

IM PNEUMOCDCAL VACCINE NCP GUIDANCE Hyperlink

IM PPSV23 LOT# EXP DATE * Edit Box

IM PPSV23 LOT# EXP DATEPVC Combo Bo

IM PPSV23 MANUF * Edit Box

IM PPSV23 MANUF LOT# * Combo Bo

IM VIS PCV13 DT * Date

IM VIS PCV13 URL * Hyperlink

IM VIS PPSV23 DT * Date

Name: IM PCV13 LOT# EXP DATE

Type: Edit Box Field Len: 30 Text Len: 70

Default:

LM Text:

Miscellaneous

☐ Inactive

☐ Separate Lines

☒ Required

☐ Exclude From Note

Indent

Indent Field: 0

Indent Text: 0

Notes:

☒ Hide Inactive Fields * Indicates a Required Field


Preview


OK


Cancel


Apply


Appendix A: Installation Example




Select Kernel Installation & Distribution  ACCOUNT> Option:
Installation

- 1 Load a Distribution
- 2 Verify Checksums in Transport Global
- 3 Print Transport Global
- 4 Compare Transport Global to Current System
- 5 Backup a Transport Global
- 6 Install Package(s)
Restart Install of  Unload a
Distribution

Select Installation <TEST ACCOUNT>  Option Load a
Distribution Enter a Host File: <your directory
name>PXRM_2_0_55.KID


KIDS Distribution saved on  2014@13:11:40
Comment: PNEUMOCOCCAL REMINDERS UPDATE


This Distribution contains Transport Globals  following Package(s): Build
PXRM*2.0*55 has been loaded before, here is when:


PXRM*2.0*55 Install Completed
was loaded on Nov 20,  PXRM*2.0*55
Install Completed
was loaded on Dec 22,  PXRM*2.0*55
Install Completed
was loaded on Dec 23,  K to continue

with Load? NO// YES

Distribution OK!

Want to Continue with  YES// Loading
Distribution...

PXRM*2.0*55
Use INSTALL NAME: PXRM*2.0*55 to install this 

- 1 Load a Distribution
- 2 Verify Checksums in Transport Global
- 3 Print Transport Global
- 4 Compare Transport Global to Current System
- 5 Backup a Transport Global
- 6 Install Package(s)
Restart Install of  Unload a
Distribution

Select Installation <TEST ACCOUNT> ☐ Package(s) Select
INSTALL NAME: PXRM*2.0*55 1/29/15@07:21:06
=> PNEUMOCOCCAL REMINDERS UPDATE ;Created on Dec 22, ☐

This Distribution was loaded on Jan 29, ☐header of PNEUMOCOCCAL
REMINDERS UPDATE ;Created on Dec 22,
2014@13:11:40
It consisted of the following Install(s):
PXRM*2.0*55
Checking Install for ☐ Install

Questions for ☐ Incoming Files:

811.8 REMINDER EXCHANGE (including
data) Note: You already have the ☐File. I will
OVERWRITE your data with mine.

Want KIDS to INHIBIT LOGONS during the install? ☐
Want to DISABLE Scheduled Options, Menu Options, ☐Protocols? NO//

Enter the Device you want to print the Install ☐
You can queue the install by enter a ☐the device prompt.
Enter a '^' to abort the install.

DEVICE: HOME// TELNET PORT

PXRM*2.0*55

Installing Data:
Jan 29, 2015@07:21:24

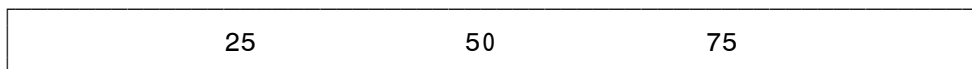
Running Post-Install Routine: POST^PXRM*55I

There are 1 Reminder Exchange entries to be ☐
1. Installing Reminder Exchange entry PATCH ☐UPDATE Updating Routine file...

Updating KIDS files...

PXRM*2.0*55 Installed.
Jan 29, 2015@07:25:07

100%
Complete



Acronyms

The OIT Master Glossary is available at

http://vaww.oed.wss.va.gov/process/Library/master_glossary/masterglossary.htm

Term	Definition
ASU	Authorization/Subscription Utility
Clin4	National Customer Support team that supports Clinical Reminders
CPRS	Computerized Patient Record System
DBA	Database Administration
DG	Registration and Enrollment Package namespace
ESM	Enterprise Systems Management (ESM)
FIM	Functional Independence Measure
GMTS	Health Summary namespace (also HSUM)
GUI	Graphic User Interface
HRMH/HRMHP	High Risk Mental Health Patient
IAB	Initial Assessment & Briefing
ICD-10	International Classification of Diseases, 10th Edition
ICR	Internal Control Number
IOC	Initial Operating Capabilities
LSSD	Last Service Separation Date
MH	Mental Health
MHTC	Mental Health Treatment Coordinator
OHI	Office of Health Information
OI	Office of Information
OIF/OEF	Operation Iraqi Freedom/Operation Enduring Freedom
OIT/OI&T	Office of Information Technology
OMHS	Office of Mental Health Services
ORR	Operational Readiness Review
PCS	Patient Care Services
PD	Product Development
PIMS	Patient Information Management System
PMAS	Program Management Accountability System

Term	Definition
PTM	Patch Tracker Message
PXRM	Clinical Reminder Package namespace
RSD	Requirements Specification Document
SD	Scheduling Package Namespace
SQA	Software Quality Assurance
USR	ASU package namespace
VA	Department of Veteran Affairs
VHA	Veterans Health Administration
VISN	Veterans Integrated Service Network
VistA	Veterans Health Information System and Technology Architecture